

Name _____ 7th Grade Teacher: _____

Summer 2019

7th into 8th GRADE PRE-ALGEBRA SUMMER REVIEW: MATH

The following packet will help you prepare for 8th grade math by reviewing the concepts you studied during 7th grade. If you need help to complete a problem the following websites are useful by searching the topic listed above the question.

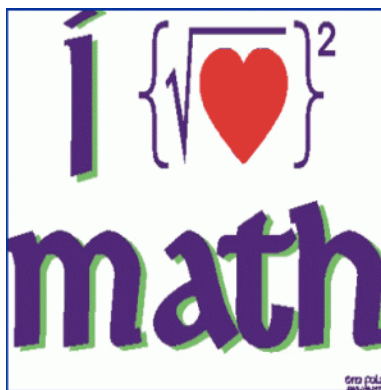
<http://www.virtualnerd.com/middle-math/all>

<http://www.purplemath.com/modules/index.htm>

www.khanacademy.com

1. Summer Packets will be graded on completion and **all work must be shown for full credit** and is considered a Supportive Assignment. **DO NOT USE A CALCULATOR ON THIS ASSIGNMENT.**
2. **This packet is due the first day of school.**
3. The purpose of this assignment is to reinforce concepts taught in 7th grade and prepare students to expand and build on previous knowledge.

We are looking forward to a great school year.



TOPICS

- **ADDING INTEGERS**- add integers with the same sign and subtract integers with different signs
 - Example: $-2 + -4 = -6$ and $5 + (-2) = 3$
- **SUBTRACTING INTEGERS**- add its opposite
 - Example: $5 - (-3) = 8$ and $-6 - (-3) = -3$
- **MULTIPLYING/DIVIDING INTEGERS**- the product or quotient of two integers with different signs is negative and the product or quotient of two integers with the same sign is positive.
 - Example: $5(-3) = -15$ and $(-6)(-4) = 24$ Example: $-14/2 = -7$ and $-20/-4 = 5$
- **THE DISTRIBUTIVE PROPERTY**- combines multiplication with addition or subtraction
 - Example: $3(x + 2) = 3x + 6$ and $4(y - 3) = 4y - 12$
- **ORDER OF OPERATIONS**- Evaluate the expressions inside the parenthesis, multiply and/or divide from left to right, and then add and/or subtract from left to right. (PEMDAS)
 - Example: $5(6 + 1) - 3*3 = 26$
- **EVALUATE EXPRESSIONS**- replace the variable(s) with known values and follow order of operations.
 - Example: Evaluate when $x = 2$ and $y = 3$; $5xy + x = 5(2)(3) + 2 = 32$
- **ONE STEP EQUATIONS/ TWO STEP EQUATIONS**- An equation is a mathematical statement that has two expressions separated by an equal sign. The expression on the left side of the equal sign has the same value as the expression on the right side. To solve an equation means to determine a numerical value for a variable that makes this statement true by isolating or moving everything except the variable to one side of the equation. To do this, combine like terms on each side, then add or subtract the same value from both sides. Remember to keep both sides of an equation equal, you must do exactly the same thing to each side of the equation.
 - Example: Solve: $x + 5 = 11$; subtract 5 on both sides; $x = 6$ and $2x - 3 = 13$; add 3 on both sides, then divide by 2; $x = 8$
- **PLOTING POINTS**- The first coordinate of a plotted point is called the 'x' coordinate. The 'x' coordinate is the horizontal distance from the origin to the plotted point. The second coordinate of a plotted point is called the 'y' coordinate. The 'y' coordinate is the vertical distance from the origin to the plotted point.
 - Example: to locate the point: (2, 3) on our graph below, we start at the origin and move 2 units horizontally and 3 units vertically
- **ROUND DECIMALS** – Understand the place values 2.375; “2” is the number of ones; “3” is the number of tenths; “7” is the number of hundredths; “5” is the number of thousandths. Next find the place value you want to round to then look at one place value to the right based on the number in this place, you’ll round either up if the number is 5 or greater or keep the value if it is less than 5.
 - Example: round 12.8953 to the tenths place value; the 8 is in the tenths place value refer to the 9 to determine that the 8 needs to be rounded to a 9 = 12.9

ADDING/SUBTRACTING INTEGERS - DO NOT USE A CALCULATOR

Simplify each expression.

1. $-3 + (-2) =$

7. $5 - 11 =$

2. $-2 + (-1) + 6 =$

8. $11.08 - 3.6 =$

3. $9 + (-4) + 3 =$

9. $-7y - (-12y) =$

4. $-6.3 + 7.4 =$

10. $15xy - (-6xy) =$

5. $-10t + 9t =$

11. $-53va - 32va =$

6. $3y + 6y + (-10y) =$

12. $4x - (-3x) + 5y - 4y =$

MULTIPLYING/ DIVIDING INTEGERS-DO NOT USE A CALCULATOR

1. Positive (Positive) = _____

10. Positive / (Positive) = _____

2. Positive (Negative) = _____

11. Positive / (Negative) = _____

3. Negative(Positive) = _____

12. Negative / (Positive) = _____

4. Negative(Negative) = _____

13. Negative / (Negative) = _____

5. $-4(-15)=$

14. $-21 \div (-7)=$

6. $2.3(-5.1) =$

15. $\frac{0}{-6} =$

7. $(-3)(-9)(2) =$

16. $64 / 0.8=$

8. $(8)(-2)(1) =$

17. $-24 / (-8)=$

9. $\frac{12}{-6} =$

18. $-5.6 / 7=$

THE DISTRIBUTIVE PROPERTY - DO NOT USE A CALCULATOR

Use the distributive property to write expression as an equivalent expression.

1. $3(x + 2) =$

2. $-2(c + 7) =$

3. $-15(4 + n) =$

4. $(x + 3)(-3) =$

5. $8(x + 60) =$

6. $-(x - 3) + 6 =$

ORDER OF OPERATIONS – DO NOT USE A CALCULATOR

Evaluate each expression.

1. $6 + 3(9) =$

2. $\frac{60}{5(3)} =$

3. $2(6 + 2) - 4(3) =$

4. $8(7) - 14 + 2 =$

5. $-3(4 + 5) + -9 =$

EVALUATING EXPRESSIONS – DO NOT USE A CALCULATOR

Evaluate each expression if $x = 10$, $y = -5$, and $z = 1$.

1. $\frac{x}{y}$

2. $xy + z$

3. $x(2 + z)$

4. $\frac{x+y}{z}$

5. $5(z - x)$

ONE STEP EQUATIONS – DO NOT USE A CALCULATOR

Solve each equation and check your solution.

1. $-3x = 15$

2. $\frac{x}{8} = 0$

3. $x + 5 = 2$

4. $x - 7 = -5$

5. $y - (-9) = 12$

TWO STEP EQUATIONS – DO NOT USE A CALCULATOR

1. $3x - 5 = 4$

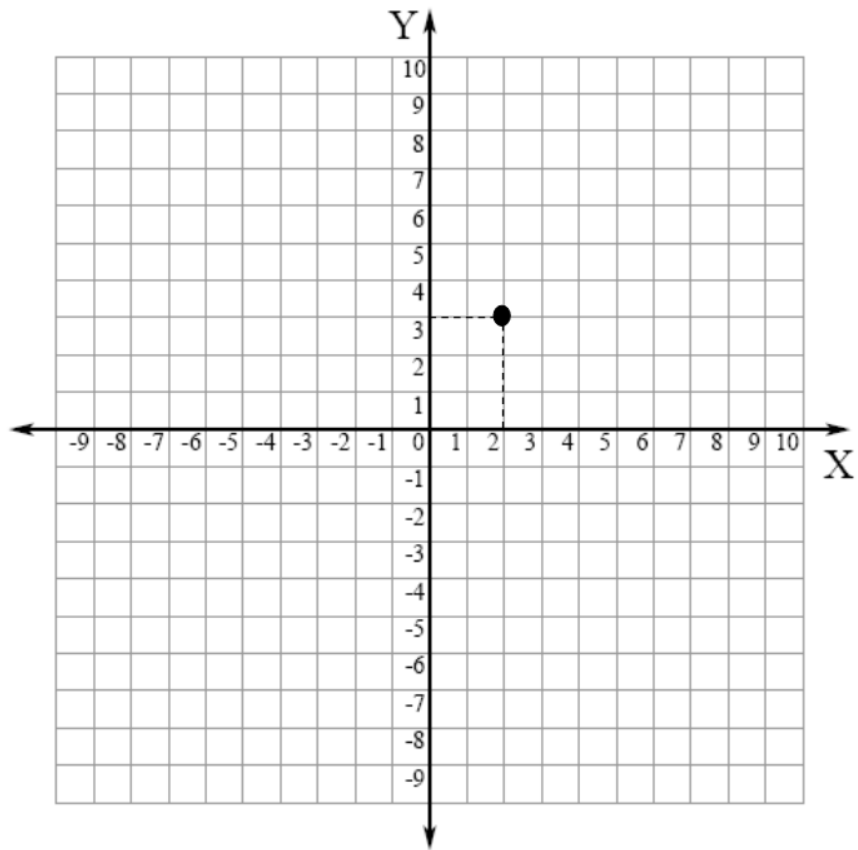
2. $2(2x + 3) = 6$

3. $\frac{1}{4}x + 9 = -2$

4. $5x + 5 = 35$

5. $3 = 4 + \frac{x}{-3}$

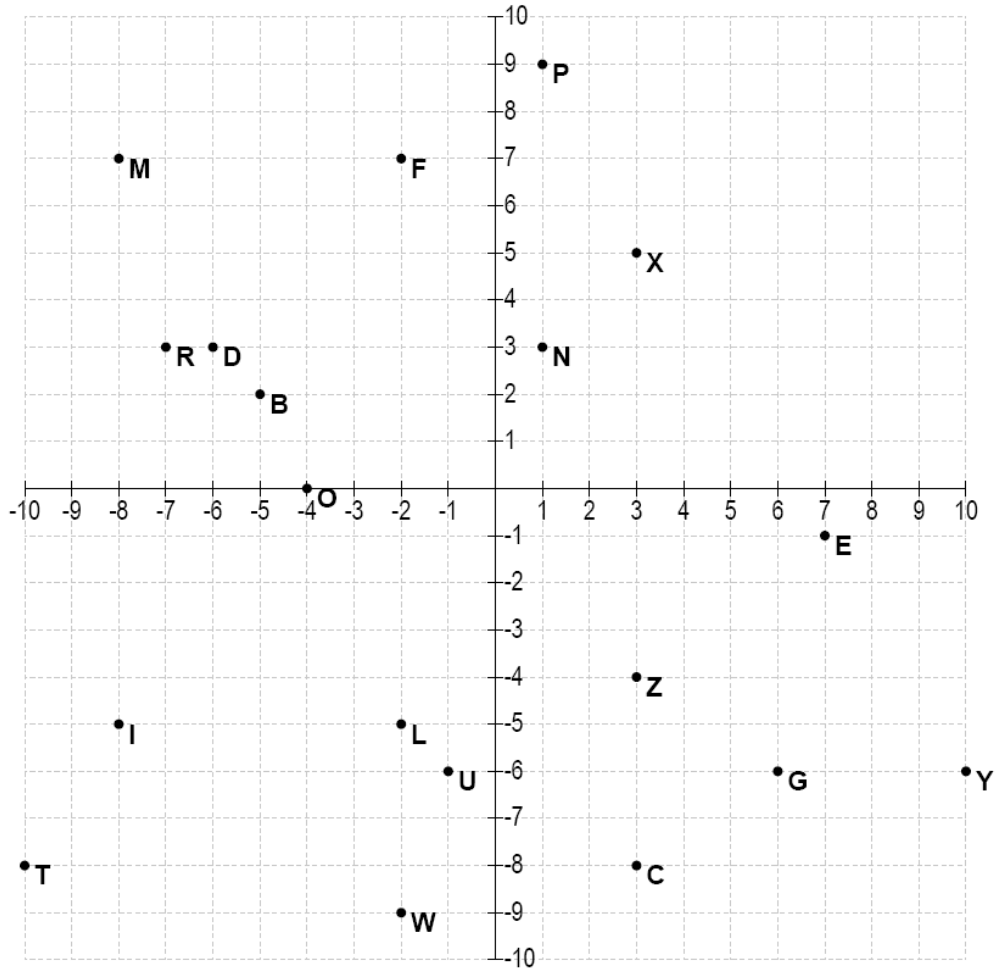
PLOTTING POINTS



Plot each of the points on the graph and label with the letter given

- | | | |
|---------------------------|---------------------------|---------------------------|
| (1) Point D at (0, 10) | (5) Point E at (-4, -8) | (9) Point P at (9, -10) |
| (2) Point J at (-1, 6) | (6) Point F at (5, 6) | (10) Point G at (-7, 9) |
| (3) Point O at (-8, 1) | (7) Point S at (-8, 2) | (11) Point Z at (7, -5) |
| (4) Point B at (-9, -3) | (8) Point H at (6, 8) | (12) Point Y at (0, -8) |

PLOTTING POINTS



Write the coordinates of each point:

- | | | | |
|--------------|--------------|--------------|--------------|
| 1) Point L: | 6) Point F: | 11) Point N: | 16) Point O: |
| _____ | _____ | _____ | _____ |
| 2) Point U: | 7) Point X: | 12) Point D: | 17) Point W: |
| _____ | _____ | _____ | _____ |
| 3) Point B: | 8) Point I: | 13) Point Y: | 18) Point T: |
| _____ | _____ | _____ | _____ |
| 4) Point P: | 9) Point G: | 14) Point R: | |
| _____ | _____ | _____ | |
| 5) Point C: | 10) Point M: | 15) Point E: | |
| _____ | _____ | _____ | |

ROUNDING DECIMALS

Round to the nearest tenth.

1. -8.54 _____

2. 310.286 _____

3. 90.79 _____

Round to the nearest hundredth.

4. 4.826 _____

5. 723.543 _____

6. -6.0127 _____

Round to the nearest whole number.

7. 4.012 _____

8. 95.81 _____

9. 70.59 _____